

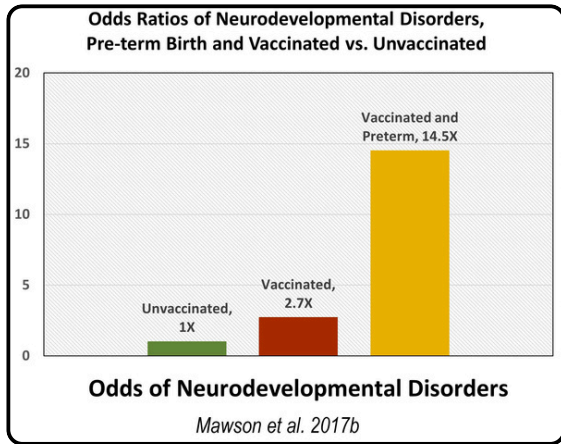


Do you want to make an informed choice about vaccines for your family?

"Vax-Unvax: Let the Science Speak"

Greater odds of being diagnosed with...

- Allergic rhinitis
- Allergy
- ADHD
- Autism
- Eczema
- Asthma
- Learning disability
- Neurodevelopment disorder
- Gastrointestinal disorder



Higher incidence of...

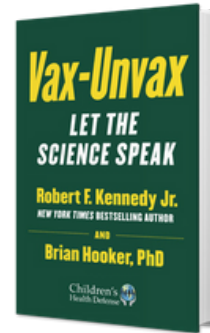
- Ear infections
- Throat inflammation
- Aggressive behavior events
- Convulsions/collapse
- Antibiotics administered
- Fever >40 deg. C
- Febrile convulsions
- Hospital admission

Visit the doctor more often with...

- Fever
- Ear infections
- Conjunctivitis
- Asthma
- Breathing issues
- Anemia
- Eczema
- Behavioral issues
- Gastroenteritis
- Weight/eating disorders
- Respiratory infections

An Essential Resource for Anyone Caring for a Child

Get the facts you need to make key decisions affecting the lifelong health of children you love.



Easy to Understand for Parents, Caregivers and Health Professionals!

Answers Backed By Science and Detailed Documentation

Robert F. Kennedy, Jr., and Brian Hooker, Ph.D., have brought together the most important research findings from over 100 peer-reviewed studies. The truth was hiding in plain sight, **until now.**



"A MUST READ for every Parent, Pregnant Woman, Grandparent, Caregiver of a baby or child"



"Jaw dropping revelations, factual, backed by real science"

Order your copy of "Vax-Unvax Let the Science Speak" at childrenshd.org/vax-unvax-book

CONTACT US:

ks.chd@childrenshealthdefense.org

DID YOU KNOW?

The Childhood Immunization Schedule has Increased **564%** Since 1986

"In 1986, practitioners commonly inoculated children under eighteen with eleven different shots for seven diseases... Today, children following the CDC-recommended vaccination schedule receive a minimum of seventy-three shots for seventeen different diseases, with a whopping twenty-eight injections by their first birthday."

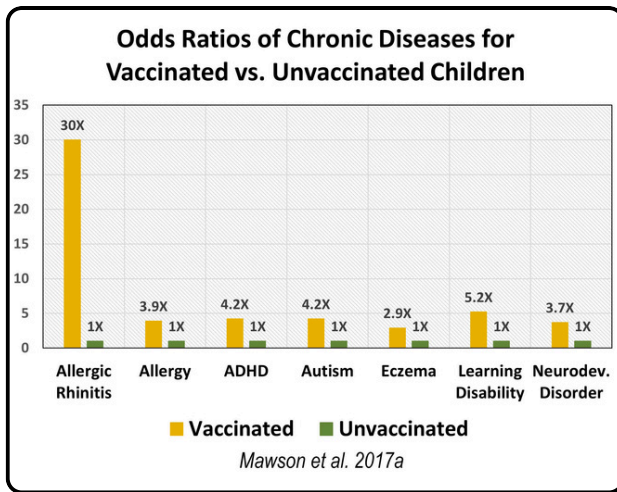
Furthermore, long-term safety studies on the entire childhood immunization schedule ***have not been done.***

| 2023 CHILDHOOD VACCINE SCHEDULE | | | | | |
|---------------------------------|-----------------|----------------------|-----------------------|-----------------------|-------------------------|
| 1962 | 1986 | 2023 | | | |
| OVP | DTP (2 months) | Hep B (birth) | PCV (6 months) | Hep A (18 months) | Influenza (10 years) |
| Smallpox | OVP (2 months) | Hep B (2 months) | IPV (6 months) | Influenza (24 months) | HPV (10 years) |
| DTP | DTP (4 months) | Rotavirus (2 months) | COVID-19* (6 months) | Influenza (3 years) | Influenza (11 years) |
| | OVP (4 months) | DTaP (2 months) | Influenza (2 months) | DTaP (4 years) | HPV (11 years) |
| | DTP (6 months) | HIB (2 months) | Rotavirus (6 months) | IPV (4 years) | Tdap (12 years) |
| | MMR (15 months) | PCV (2 months) | COVID-19* (7 months) | Influenza (4 years) | Influenza (12 years) |
| | DTP (18 months) | IPV (2 months) | Influenza (7 months) | MMR (4 years) | Meningococca (12 years) |
| | OVP (18 months) | Rotavirus (4 months) | HIB (12 months) | Varicella (4 years) | Influenza (13 years) |
| | HIB (2 years) | DTaP (4 months) | Influenza (12 months) | Influenza (5 years) | Influenza (14 years) |
| | DTP (4 years) | HIB (4 months) | PCV (12 months) | Influenza (6 years) | Influenza (15 years) |
| | OVP (4 years) | PCV (4 months) | MMR (12 months) | Influenza (7 years) | Influenza (16 years) |
| | Td (15 years) | IPV (4 months) | Varicella (12 months) | Influenza (8 years) | Meningococca (16 years) |
| | | DTaP (6 months) | Hep A (12 months) | Influenza (9 years) | Influenza (17 years) |
| | | HIB (6 months) | DTaP (18 months) | HPV (9 years) | Influenza (18 years) |
| | | Hep B (6 months) | | | |
| 5 Doses | 25 Doses | 73 Doses | | | |



UNVACCINATED CHILDREN

Have significantly lower odds of being diagnosed with one or more chronic illness



Have a much lower incidence of:

- Ear infections
- Throat inflammation
- Aggressive behavior events
- Convulsions/collapse
- Antibiotics administered
- Fever >40 deg. C
- Febrile convulsions
- Hospital admission

Have fewer doctor's visits concerning common childhood ailments such as asthma, eczema, respiratory infections, and more.

Are more likely to experience chicken pox and pertussis cases.

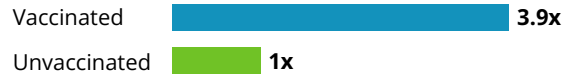
VACCINATED vs. UNVACCINATED

How does their health compare?

ADHD



Allergies



Asthma



Autism



Ear Infections



Developmental Delays



Data from Mawson et. al. 2017a & Hooker and Miller 2020.

DID YOU KNOW?

An Institute of Medicine committee commissioned to evaluate the evidence to support claims of safety for the entire CDC infant/child vaccination schedule found that, "studies designed to examine the long-term effects of the cumulative number of vaccines or other aspects of the immunization schedule have not been conducted."

LEARN MORE: ks.childrenshealthdefense.org



DO
VACCINES
MAKE US
HEALTHIER?

While some vaccines may prevent or lessen the severity of certain diseases, how are they affecting overall, long-term health?

This is what the data from peer-reviewed, scientific studies showed.

ks.childrenshealthdefense.org